


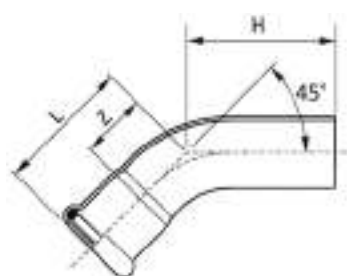

181/450
≤54 B 10 11
≥76 B 10 12
CURVA 45° FF

- 45° ELBOW FF
- BOGEN 45° II
- COUDE FF 45°
- CURVA 45° HH

MATERIAL: AISI 316L – 1.4404

O-RING: EPDM nero - black - Schwarz - noir - negro




CODE	De mm	L mm	Z mm			
181015450	15	36	16	50	20	300
181018450	18	37	17	64	20	300
181022450	22	41	20	82	20	100
181028450	28	47	24	112	10	100
181035450	35	43	17	127	10	60
181042450	42	51	21	177	4	40
181054450	54	62	30	273	2	20
181076450	76,1	131,5	76,5	900	2	2
181088450	88,9	144	84	1250	2	2
181108450	108	169	94	1700	2	2


181/451
≤54 B 10 11
≥76 B 10 12
CURVA 45° MF

- 45° ELBOW MF
- BOGEN 45° IA
- COUDE MF 45°
- CURVA 45° HM

MATERIAL: AISI 316L – 1.4404

O-RING: EPDM nero - black - Schwarz - noir - negro

CODE	De mm	L mm	H mm	Z mm			
181015451	15	36	49	16	50	20	300
181018451	18	37	43	17	64	20	300
181022451	22	41	48	20	82	20	100
181028451	28	47	54,5	22	112	10	100
181035451	35	43	57,7	17	132	10	60
181042451	42	51	72	21	196	4	40
181054451	54	62	82	26	296	2	20
181076451	76,1	131,5	149	76,5	900	2	2
181088451	88,9	144	159	84	1250	2	2
181108451	108	169	199	94	1700	2	2