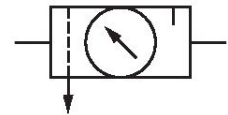


AVENTICS Series NL6 Air Preparation Units

The AVENTICS Series NL maintenance units are suitable for all areas: as individual components or as assembled maintenance units, for centralized or decentralized compressed air preparation, in compact or powerful versions, for use in high or low temperatures. This line offers a complete, customizable compressed air preparation technology. It includes an option to combine every component in the Series to achieve the desired function, making it possible to adjust the components precisely to the application requirements.



Technical data

Industry

Parts

Components

Port

Nominal flow Q_n

Filter porosity

Condensate drain

Pressure gauge

Min. working pressure

Max. working pressure

Min. ambient temperature

Max. ambient temperature

Min. regulation range

Max. regulation range

Lock type

Type

Type

Pressure supply

Mounting orientation

Industrial

Air preparation units

Filter pressure regulator

Lubricator

G 1

13500 l/min

40 μ m

semi-automatic, open without pressure

with pressure gauge

1.5 bar

16 bar

-10 °C

60 °C

0.5 bar

10 bar

not lockable

2-part

Can be assembled into blocks

single

vertical

Regulator type	Diaphragm-type pressure regulator
Regulator function	with relieving air exhaust
Max. Internal air consumption	0.5 l/min
Filter element	exchangeable
Filter reservoir volume	125 cm ³
Max. achievable compressed air class acc. to ISO 8573-1:2010	7 : 7 : -
Lubricator reservoir volume	450 cm ³
Type of filling	Manual oil filling
Oil dosing at 1000 l/min	1-2 drops
Medium	Compressed air Neutral gases
Weight	3.83 kg

Material

Housing material	Die-cast aluminum
Seal material	Acrylonitrile butadiene rubber
Material front plate	Acrylonitrile butadiene styrene
Material reservoir	Polycarbonate
Material filter insert	Polyethylene
Part No.	0821300877

Technical information

The pressure dew point must be at least 15 °C less than ambient and medium temperature and may not exceed 3 °C.

Nominal flow Q_n with secondary pressure $p_2 = 6$ bar at $\Delta p = 1$ bar

Note: Polycarbonate reservoirs are susceptible to solvents, supplementary information can be found at "Customer information".

A change in the flow direction (from air supply on the left to air supply on the right) occurs by rotating installation by 180° about the vertical axis. Please see the operating instructions for further details.

Also suitable for separation of fluid oil or water due to the design.

Metal protective guard can be retrofitted for all polycarbonate reservoirs

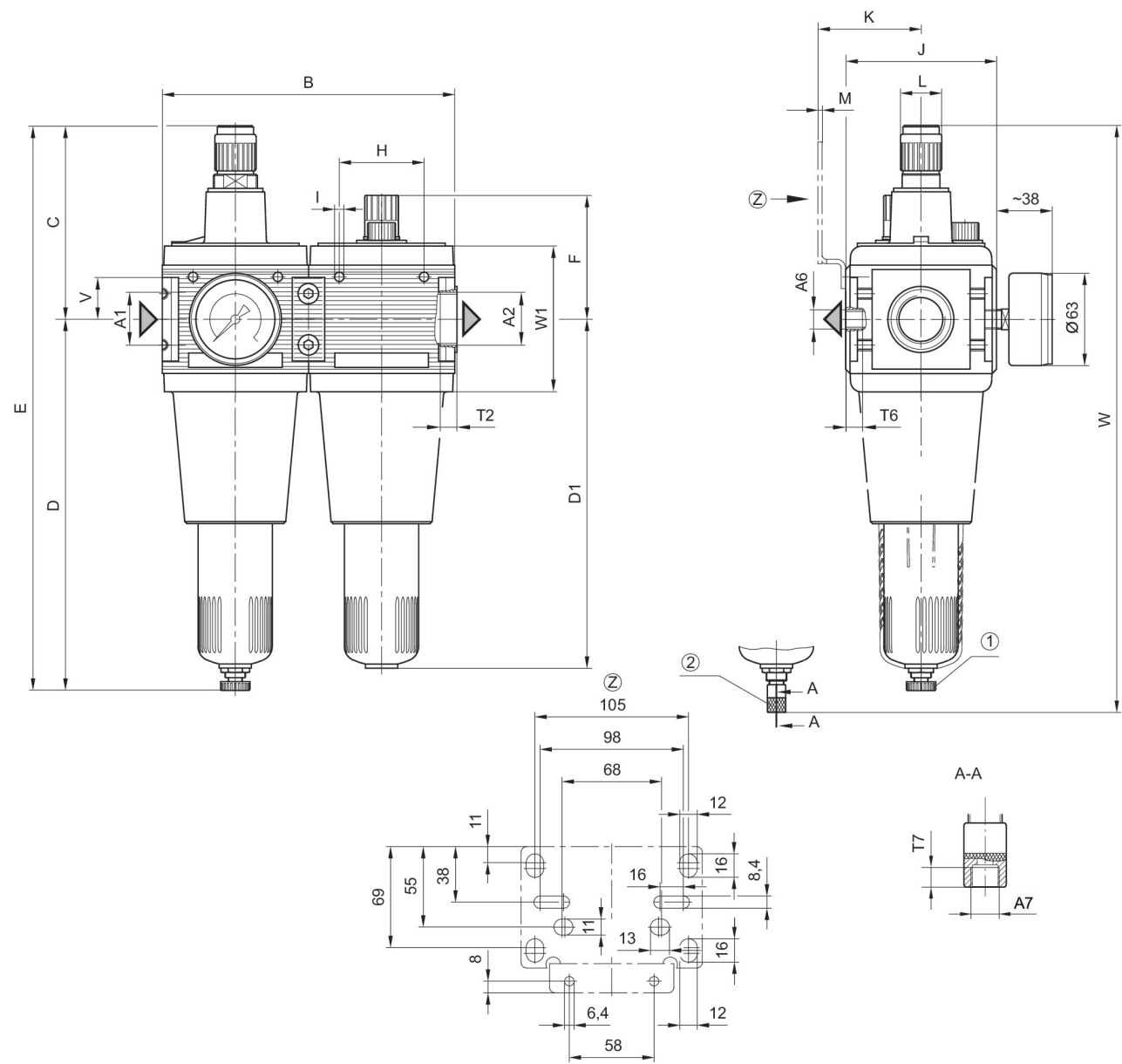
Air preparation unit, 2-part, Series NL6-ACD

0821300877

NL6

2024-04-24

Dimensions



A1 = input
A2 = output
A6 = output
Semi-automatic condensate drain
Fully automatic condensate drain

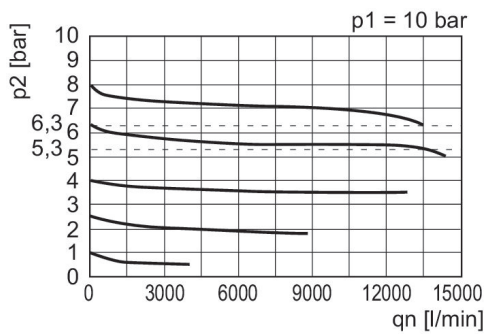
Dimensions in mm

Part No.	A1	A2	A6	A7	B	C	D	D1	E
0821300877	G 1	G 1	G 1/4	G 1/8	200	132	253	236	385
0821300878	G 1	G 1	G 1/4	G 1/8	200	132	253	236	385

Part No.	F	H	I	J	K	L	M	T2	T6
0821300877	84	58	M6	103	70.5	28	3	18	7
0821300878	84	58	M6	103	70.5	28	3	18	7

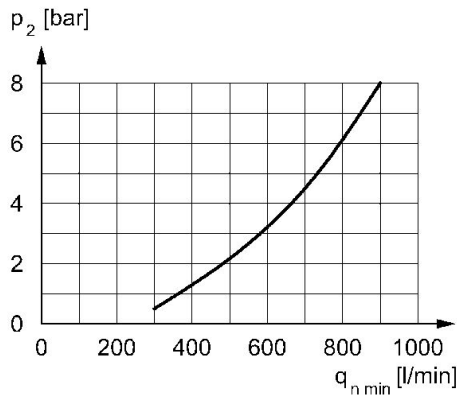
Part No.	T7	V	W	W1
0821300877	8.5	29	403	101.5
0821300878	8.5	29	403	101.5

Flow rate characteristic, $p_2 = 0,05 - 7$ bar



p_1 = Working pressure
 p_2 = Secondary pressure
 q_n = Nominal flow

minimum flow rate curve (flow rate necessary for the correct functioning of the lubricator)



p_2 = Secondary pressure
 $q_n \text{ min.}$ = min. nominal flow